

## The dynamics of consensus in group decision making: investigating the pairwise interactions between fuzzy preferences

*Mario Fedrizzi, Michele Fedrizzi,  
R. A. Marques Pereira, Matteo Brunelli*





DISA

Dipartimento di Informatica  
e Studi Aziendali

2010/4

**The dynamics of consensus in group decision  
making: investigating the pairwise  
interactions between fuzzy preferences**

*Mario Fedrizzi, Michele Fedrizzi,  
R. A. Marques Pereira, Matteo Brunelli*



UNIVERSITÀ DEGLI STUDI  
DI TRENTO

DISA WORKING PAPER

## **DISA Working Papers**

The series of DISA Working Papers is published by the Department of Computer and Management Sciences (Dipartimento di Informatica e Studi Aziendali DISA) of the University of Trento, Italy.

### **Editor**

Ricardo Alberto MARQUES PEREIRA    ricalb.marper@unitn.it

### **Managing editor**

Roberto GABRIELE                      roberto.gabriele@unitn.it

### **Associate editors**

Flavio BAZZANA	flavio.bazzana@unitn.it	Finance
Michele BERTONI	michele.bertoni@unitn.it	Financial and management accounting
Pier Franco CAMUSSONE	pierfranco.camussone@unitn.it	Management information systems
Luigi COLAZZO	luigi.colazzo@unitn.it	Computer Science
Michele FEDRIZZI	michele.fedrizzi@unitn.it	Mathematics
Andrea FRANCESCONI	andrea.francesconi@unitn.it	Public Management
Loris GAIO	loris.gαιο@unitn.it	Business Economics
Umberto MARTINI	umberto.martini@unitn.it	Tourism management and marketing
Pier Luigi NOVI INVERARDI	pierluigi.noviinverardi@unitn.it	Statistics
Marco ZAMARIAN	marco.zamarian@unitn.it	Organization theory

### **Technical officer**

Paolo FURLANI                          paolo.furlani@unitn.it

### **Guidelines for authors**

Papers may be written in English or Italian but authors should provide title, abstract, and keywords in both languages. Manuscripts should be submitted (in pdf format) by the corresponding author to the appropriate Associate Editor, who will ask a member of DISA for a short written review within two weeks. The revised version of the manuscript, together with the author's response to the reviewer, should again be sent to the Associate Editor for his consideration. Finally the Associate Editor sends all the material (original and final version, review and response, plus his own recommendation) to the Editor, who authorizes the publication and assigns it a serial number.

*The Managing Editor and the Technical Officer ensure that all published papers are uploaded in the international RepEc publication database. On the other hand, it is up to the corresponding author to make direct contact with the Departmental Secretary regarding the offprint order and the research fund which it should refer to.*

### **Ricardo Alberto MARQUES PEREIRA**

*Dipartimento di Informatica e Studi Aziendali  
Università degli Studi di Trento*

Via Inama 5, TN 38122 Trento ITALIA  
Tel +39-0461-282147 Fax +39-0461-282124  
E-mail: ricalb.marper@unitn.it

# The dynamics of consensus in group decision making: investigating the pairwise interactions between fuzzy preferences

Mario Fedrizzi, Michele Fedrizzi, R. A. Marques Pereira, and Matteo Brunelli

**Abstract** In this paper we present an overview of the soft consensus model in group decision making and we investigate the dynamical patterns generated by the fundamental pairwise preference interactions on which the model is based.

The dynamical mechanism of the soft consensus model is driven by the minimization of a cost function combining a collective measure of dissensus with an individual mechanism of opinion changing aversion. The dissensus measure plays a key role in the model and induces a network of pairwise interactions between the individual preferences.

The structure of fuzzy relations is present at both the individual and the collective levels of description of the soft consensus model: pairwise preference intensities between alternatives at the individual level, and pairwise interaction coefficients between decision makers at the collective level.

The collective measure of dissensus is based on non linear scaling functions of the linguistic quantifier type and expresses the degree to which most of the decision makers disagree with respect to their preferences regarding the most relevant alternatives. The graded notion of consensus underlying the dissensus measure is central to the dynamical unfolding of the model.

The original formulation of the soft consensus model in terms of standard numerical preferences has been recently extended in order to allow decision makers to express their preferences by means of triangular fuzzy numbers. An appropriate notion of distance between triangular fuzzy numbers has been chosen for the construction of the collective dissensus measure.

In the extended formulation of the soft consensus model the extra degrees of freedom associated with the triangular fuzzy preferences, combined with non linear na-

---

Mario Fedrizzi, Michele Fedrizzi, Ricardo Alberto Marques Pereira  
University of Trento, Department of Computer and Management Science, via Inama 5, 38122  
Trento, Italy e-mail: mario.fedrizzi@unitn.it, michele.fedrizzi@unitn.it, ricalb.marper@unitn.it

Matteo Brunelli  
IAMSUR, Turku Centre for Computer Science, Abo Akademi University, Joukahainengatan 3-5A,  
FIN-20520 Abo, Finland and University of Trento, Department of Computer and Management Sci-  
ence, via Inama 5, 38122 Trento, Italy e-mail: matteo.brunelli@abo.fi

To appear in:  
Series Studies in Fuzziness and Soft Computing, "Preferences and Decisions: Models and Appli-  
cations", S. Greco, R. A. Marques Pereira, M. Squillante, R. R. Yager, and J. Kacprzyk (eds.),  
Springer, 2010

ture of the pairwise preference interactions, generate various interesting and suggestive dynamical patterns. In the present paper we investigate these dynamical patterns which are illustrated by means of a number of computer simulations.

## 1 Introduction

In the study of aggregational models of group decision making the central notions of interaction and consensus have been the subject of a great deal of investigation. Fundamental contributions in this general area of research have been made by: Shapley (1953) on cooperative game theory [65]; French (1956) and Harary (1959) on social power theory [31] [44]; DeGroot (1974), Chatterjee and Seneta (1977), Berger (1981), Kelly (1981), and French (1981) on DeGroot's consensus formation model [16] [13] [7] [53] [32]; Sen (1982) on models of choice and welfare [64]; Wagner (1978, 1982) and Lehrer and Wagner (1981) on the rational choice model [73] [55] [74]; Anderson and Graesser (1976), Anderson (1981, 1991), and Graesser (1991) on the information integration model [4] [2] [3] [42]; Davis (1973, 1996) on the social decision scheme model [14] [15]; and Friedkin (1990, 1991, 1993, 1998, 1999, 2001), Friedkin and Johnsen (1990, 1997, 1999), and Marsden and Friedkin (1993, 1994) on social influence network theory [33] [38] [34] [35] [59] [60] [39] [36] [37] [40] [41].

In the classical literature stream indicated above the notion of consensus has conventionally been understood in terms of strict and unanimous agreement. However, since decision makers typically have different and conflicting opinions to a lesser or greater extent, the traditional strict meaning of consensus is often unrealistic. The human perception of consensus is typically 'softer', and people are generally willing to accept that consensus has been reached when most actors agree on the preferences associated to the most relevant alternatives.

In this different perspective, and in parallel with the traditional approach mostly formulated on a probabilistic basis, Ragade (1976) and Bezdek, Spillman, and Spillman (1977, 1978, 1979, 1980) proposed to conceptualize consensus within the fuzzy framework [63] [8] [9] [10] [66] [67] [68]. A few years later, combining the fuzzy notion of consensus with the expressive power of linguistic quantifiers, Kacprzyk and Fedrizzi (1986, 1988, 1989) and Kacprzyk, Fedrizzi, and Nurmi (1992, 1993, 1997) developed the so-called soft consensus measure in the context of fuzzy preference relations [47] [48] [49] [50] [19] [51] and considered various interesting implications of the model in the context of decision support, see Fedrizzi, Kacprzyk, and Zadrozny (1988) and Carlsson et al. (1992) [18] [12].

The soft consensus paradigm proposed by Kacprzyk and Fedrizzi was subsequently reformulated by the Trento research group [20] [21] [22] [23] [25] [24] [26] [27] [61] [28] [29] [30]. The linguistic quantifiers in the original soft consensus measure were substituted by smooth scaling functions with an analogous role and a dynamical model was obtained from the gradient descent optimization of a soft consensus cost function, combining a soft measure of collective dissensus with an individual

mechanism of opinion changing aversion. The resulting soft consensus dynamics acts on the network of single preference structures by a combination of a collective process of diffusion and an individual mechanism of inertia.

Introduced as an extension of the crisp model of consensus dynamics described in [27], the fuzzy soft consensus model [29] substitutes the standard crisp preferences by fuzzy triangular preferences. The fuzzy extension of the soft consensus model is based on the use of a distance measure between triangular fuzzy numbers. In analogy with the standard crisp model, the fuzzy dynamics of preference change towards consensus derives from the gradient descent optimization of the new cost function of the fuzzy soft consensus model.

In the meantime a number of different fuzzy approaches have been proposed. The linguistic approach [79] is applicable when the information involved either at individual level or at group level present qualitative aspects that cannot be effectively represented by means of precise numerical values. Innovative approaches to the modelling of consensus in fuzzy environments were developed under linguistic assessments and the interested reader is referred, among others, to [45] [46] [5] [62] [11] [77]. The typical problem addressed is that in which decision makers have different levels of knowledge about the alternatives and use linguistic term sets with different cardinality to assess their preferences. This is the so-called group decision making problem in a multigranular fuzzy linguistic context.

Another different approach to the analysis of consensus under fuzziness, based on a distance from consensus, has been proposed in [69] using intuitionistic fuzzy preferences. In that paper, taking into account Atanasov's hesitation margin, the approach to consensus in [9] [10] and [68] has been extended to individual preferences represented by interval values. This approach has been further developed in [70] introducing a similarity measure to compare the distances between intuitionistic fuzzy relations. More recently, a new and more effective similarity measure has been introduced and applied to consensus analysis in the context of interval-valued intuitionistic fuzzy set theory [78].

The paper is organized as follows. In section 2 we briefly review the soft consensus model proposed in [27] and we show how to derive the soft consensus dynamics on the basis of a cost function  $W$  combining a soft measure of collective dissensus with an individual mechanism of opinion changing aversion. In section 3, assuming fuzzy triangular preferences as in [29], we describe the new distance measure and introduce the cost function  $W$  of the fuzzy soft consensus model. In section 4 we derive the dynamical laws of the fuzzy soft consensus model as applied to fuzzy triangular preferences. Section 5 contains the main contribution of the paper: we present and discuss a number of computer simulations in order to illustrate the complex and suggestive dynamical patterns generated by the dynamics of the fuzzy soft consensus model. Finally, in section 6 we present some concluding remarks and notes on future research.

## 2 The soft dissensus measure and the consensus dynamics

In this section we present a brief review of the original soft consensus model introduced in [27]. Our point of departure is a set of individual fuzzy preference relations. If  $A = \{a_1, \dots, a_m\}$  is a set of decisional alternatives and  $I = \{1, \dots, n\}$  is a set of individuals, then the fuzzy preference relation  $R_i$  of individual  $i$  is given by its membership function  $R_i : A \times A \rightarrow [0, 1]$  such that

$$\begin{aligned} R_i(a_k, a_l) &= 1 && \text{if } a_k \text{ is definitely preferred over } a_l \\ R_i(a_k, a_l) &\in (0.5, 1) && \text{if } a_k \text{ is preferred over } a_l \\ R_i(a_k, a_l) &= 0.5 && \text{if } a_k \text{ is considered indifferent to } a_l \\ R_i(a_k, a_l) &\in (0, 0.5) && \text{if } a_l \text{ is preferred over } a_k \\ R_i(a_k, a_l) &= 0 && \text{if } a_l \text{ is definitely preferred over } a_k, \end{aligned}$$

where  $i = 1, \dots, n$  and  $k, l = 1, \dots, m$ . Each individual fuzzy preference relation  $R_i$  can be represented by a matrix  $[r_{kl}^i]$ ,  $r_{kl}^i = R_i(a_k, a_l)$  which is commonly assumed to be reciprocal, that is  $r_{kl}^i + r_{lk}^i = 1$ . Clearly, this implies  $r_{kk}^i = 0.5$  for all  $i = 1, \dots, n$  and  $k = 1, \dots, m$ .

The general case  $A = \{a_1, \dots, a_m\}$  for the set of decisional alternatives is discussed in [27] and [29]. Here, for the sake of simplicity, we assume that the alternatives available are only two ( $m = 2$ ), which means that each individual preference relation  $R_i$  has only one degree of freedom, denoted by  $x_i = r_{12}^i$ .

In the framework of the soft consensus model, assuming  $m = 2$ , the degree of dissensus between individuals  $i$  and  $j$  as to their preferences between the two alternatives is measured by

$$V(i, j) = f((x_i - x_j)^2), \quad (1)$$

where  $f$  is a scaling function defined as

$$f(x) = -\frac{1}{\beta} \ln(1 + e^{-\beta(x-\alpha)}). \quad (2)$$

In the scaling function formula above,  $\alpha \in (0, 1)$  is a threshold parameter and  $\beta \in (0, \infty)$  is a free parameter. The latter controls the polarization of the sigmoid function  $f' : [0, 1] \rightarrow (0, 1)$  given by

$$f'(x) = 1/(1 + e^{\beta(x-\alpha)}). \quad (3)$$

In the soft consensus model [27] each decision maker  $i = 1, \dots, n$  is represented by a pair of connected nodes, a primary node (dynamic) and a secondary node (static). The  $n$  primary nodes form a fully connected subnetwork and each of them encodes the individual opinion of a single decision maker. The  $n$  secondary nodes, on the other hand, encode the individual opinions originally declared by the decision makers, denoted  $s_i \in [0, 1]$ , and each of them is connected only with the associated primary node.



The dynamical process of preference change corresponds to the gradient descent optimization of a cost function  $W$ , depending on both the present and the original network configurations. The value of  $W$  combines a measure  $V$  of the overall dissensus in the present network configuration with a measure  $U$  of the overall change from the original network configuration.

The various interactions involving node  $i$  are modulated by interaction coefficients whose role is to quantify the strength of the interaction. The consensual interaction between primary nodes  $i$  and  $j$  is modulated by the interaction coefficient  $v_{ij} \in (0, 1)$ , whereas the inertial interaction between primary node  $i$  and the associated secondary node is modulated by the interaction coefficient  $u_i \in (0, 1)$ . In the soft consensus model the values of these interaction coefficients are given by the derivative  $f'$  of the scaling function according to

$$v_{ij} = f'((x_i - x_j)^2), \quad v_i = \sum_{j(\neq i)=1}^n v_{ij}/(n-1), \quad u_i = f'((x_i - s_i)^2). \quad (4)$$

The average preference  $\bar{x}_i$  is given by

$$\bar{x}_i = \sum_{j(\neq i)=1}^n v_{ij}x_j / \sum_{j(\neq i)=1}^n v_{ij} \quad (5)$$

and represents the average preference of the remaining decision makers as seen by decision maker  $i = 1, \dots, n$ .

The construction of the cost function  $W$  that drives the dynamics of the soft consensus model is as follows. The individual dissensus cost  $V(i)$  is given by

$$V(i) = \sum_{j(\neq i)=1}^n V(i, j)/(n-1), \quad V(i, j) = f((x_i - x_j)^2) \quad (6)$$

and the individual opinion changing cost  $U(i)$  is

$$U(i) = f((x_i - s_i)^2). \quad (7)$$

Summing over the various decision makers we obtain the collective dissensus cost  $V$  and inertial cost  $U$ ,

$$V = \frac{1}{4} \sum_{i=1}^n V(i), \quad U = \frac{1}{2} \sum_{i=1}^n U(i) \quad (8)$$

with conventional multiplicative factors of  $1/4$  and  $1/2$ . The full cost function  $W$  is then  $W = (1 - \lambda)V + \lambda U$  with  $0 \leq \lambda \leq 1$ .

The consensual network dynamics, which can be regarded as an unsupervised learning algorithm, acts on the individual opinion variables  $x_i$  through the iterative process

$$x_i \rightsquigarrow x'_i = x_i - \gamma \frac{\partial W}{\partial x_i}. \quad (9)$$

Analyzing the effect of the two dynamical components  $V$  and  $U$  separately we obtain

$$\frac{\partial V}{\partial x_i} = v_i(x_i - \bar{x}_i) \quad (10)$$

where the coefficients  $v_i$  were defined in (4) and the average preference  $\bar{x}_i$  was defined in (5), and therefore

$$x'_i = (1 - \gamma v_i)x_i + \gamma v_i \bar{x}_i. \quad (11)$$

On the other hand, we obtain

$$\frac{\partial U}{\partial x_i} = u_i(x_i - s_i), \quad (12)$$

where the coefficients  $u_i$  were defined in (4), and therefore

$$x'_i = (1 - \gamma u_i)x_i + \gamma u_i s_i. \quad (13)$$

The full dynamics associated with the cost function  $W = (V + U)/2$  acts iteratively according to

$$x'_i = (1 - \gamma(v_i + u_i))x_i + \gamma v_i \bar{x}_i + \gamma u_i s_i. \quad (14)$$

and the decision maker  $i$  is in dynamical equilibrium, in the sense that  $x'_i = x_i$ , if the following stability equation holds,

$$x_i = (v_i \bar{x}_i + u_i s_i) / (v_i + u_i) \quad (15)$$

that is, if the present opinion  $x_i$  coincides with an appropriate weighted average of the original opinion  $s_i$  and the average opinion value  $\bar{x}_i$ .

### 3 The fuzzy soft dissensus measure

Let us now assume that the decision makers preferences are expressed by means of fuzzy numbers, see for instance [17] [80], in particular by means of triangular fuzzy numbers. Then, in order to measure the differences between the decision makers preferences, we need to compute the distances between the fuzzy numbers representing those preferences. Let

$$\mathbf{x} = \{\varepsilon_L, x, \varepsilon_R\} \quad \mathbf{y} = \{\theta_L, y, \theta_R\} \quad (16)$$

be two triangular fuzzy numbers, where  $x$  is the central value of the fuzzy number  $\mathbf{x}$  and  $\varepsilon_L, \varepsilon_R$  are its left and right spread, respectively. Analogously for the triangular fuzzy number  $\mathbf{y}$ .

Various definitions of distance between fuzzy numbers are considered in the literature [43] [52] [71] [72]. Moreover, the question has been often indirectly addressed in papers regarding the ranking of fuzzy numbers, see [75] [76] for a detailed review. In our model we refer to a distance, indicated by  $D^*(\mathbf{x}, \mathbf{y})$ , which belongs to a family of distances introduced in [43]. This distance is defined as follows.

For each  $\alpha \in [0, 1]$ , the  $\alpha$ -level sets of the two fuzzy numbers  $\mathbf{x}$  and  $\mathbf{y}$  are respectively

$$[x_L(\alpha), x_R(\alpha)] = [x - \varepsilon_L + \varepsilon_L \alpha, x + \varepsilon_R - \varepsilon_R \alpha] \quad (17)$$

$$[y_L(\alpha), y_R(\alpha)] = [y - \theta_L + \theta_L \alpha, y + \theta_R - \theta_R \alpha]. \quad (18)$$

The distance  $D^*(\mathbf{x}, \mathbf{y})$  between  $\mathbf{x}$  and  $\mathbf{y}$  is defined by means of the differences between the left boundaries of (17), (18) and the differences between the right boundaries of (17), (18). More precisely, the left integral  $I_L$  is defined as the integral, with respect to  $\alpha$ , of the squared difference between the left boundaries of (17) and (18),

$$I_L = \int_0^1 (x_L(\alpha) - y_L(\alpha))^2 d\alpha \quad (19)$$

and the right integral  $I_R$  is defined as the integral, with respect to  $\alpha$ , of the squared difference between the right boundaries of (17), (18),

$$I_R = \int_0^1 (x_R(\alpha) - y_R(\alpha))^2 d\alpha. \quad (20)$$

Finally, the distance  $D^*(\mathbf{x}, \mathbf{y})$  is defined as

$$D^*(\mathbf{x}, \mathbf{y}) = \left( \frac{1}{2} (I_L + I_R) \right)^{1/2}. \quad (21)$$

The distance (21) is obtained by choosing  $p = 2$  and  $q = 1/2$  in the family of distances introduced in [43]. In order to avoid unnecessarily complex computations, we skip the square root and we use, in our model, the simpler expression

$$D(\mathbf{x}, \mathbf{y}) = (D^*(\mathbf{x}, \mathbf{y}))^2 = \frac{1}{2} (I_L + I_R). \quad (22)$$

Note that expression (22), except for the numerical factor  $1/2$ , has been introduced, independently from [43], also in [57]. It has been then pointed out in [1] that (22) is not a distance, as it does not always satisfy the triangular inequality. Nevertheless, as long as optimization is involved, expression (22) can be equivalently used in place of the distance (21) [58]. In any case, for simplicity, in the following we shall use the term distance when referring to (22). Developing (19) and (20), we obtain

$$D(\mathbf{x}, \mathbf{y}) = d^2 + \frac{1}{6} \delta_L^2 + \frac{1}{6} \delta_R^2 + \frac{d}{2} (\delta_R - \delta_L), \quad (23)$$

where  $d = x - y$ ,  $\delta_L = \varepsilon_L - \theta_L$  and  $\delta_R = \varepsilon_R - \theta_R$ .

As explained in the previous section, the preferences of the  $n$  decision makers are expressed by pairwise comparing the alternatives  $a_1, a_2, \dots, a_m$ . Given a pair of alternatives, we assume that the preference of the first over the second alternative is represented, for decision maker  $i$ , by a triangular fuzzy number indicated by

$$\mathbf{r}^i = \{\varepsilon_L^i, r^i, \varepsilon_R^i\}, \quad (24)$$

where, as in (16),  $r^i$  is the central value of the fuzzy number  $\mathbf{r}^i$ , whereas  $\varepsilon_L^i$  and  $\varepsilon_R^i$  are its left and right spreads respectively. Analogously, let  $\mathbf{r}^j$  be the triangular fuzzy number of type (24) representing the preference of the first alternative over the second given by decision maker  $j$ .

Following definition (22), the distance between the fuzzy preference of decision maker  $i$  and the one of decision maker  $j$  becomes

$$D(\mathbf{r}^i, \mathbf{r}^j) = d^2 + \frac{1}{6}\delta_L^2 + \frac{1}{6}\delta_R^2 + \frac{d}{2}(\delta_R - \delta_L), \quad (25)$$

where  $d = r^i - r^j$ ,  $\delta_L = \varepsilon_L^i - \varepsilon_L^j$  and  $\delta_R = \varepsilon_R^i - \varepsilon_R^j$ .

As assumed in the previous section, we consider a problem with  $m = 2$  alternatives and we define the dissensus measure between two decision makers by applying the scaling function  $f$  to  $D(\mathbf{r}^i, \mathbf{r}^j)$ ,

$$V(i, j) = f(D(\mathbf{r}^i, \mathbf{r}^j)). \quad (26)$$

The dissensus measure of decision maker  $i$  with respect to the rest of the group is given by the arithmetic mean of the various dissensus measures  $V(i, j)$ ,

$$V(i) = \sum_{j(\neq i)=1}^n V(i, j)/(n-1). \quad (27)$$

Finally, the global dissensus measure of the group is defined by

$$V = \frac{1}{4} \sum_{i=1}^n V(i), \quad (28)$$

thus obtaining

$$V = \frac{1}{4} \sum_{i=1}^n \sum_{j(\neq i)=1}^n f(D(\mathbf{r}^i, \mathbf{r}^j))/(n-1). \quad (29)$$

Denoting by  $\mathbf{s}^i = \{\theta_L^i, s^i, \theta_R^i\}$  the triangular fuzzy number describing the initial preference of decision maker  $i$ , the cost for changing the initial preference  $\mathbf{s}^i$  into the actual preference  $\mathbf{r}^i$  is given by

$$U(i) = f(D(\mathbf{r}^i, \mathbf{s}^i)). \quad (30)$$

The global opinion changing aversion component  $U$  of the group is given by

$$U = \frac{1}{2} \sum_{i=1}^n U(i). \quad (31)$$

As mentioned before, the global cost function  $W$  is defined as a convex combination of the components  $V$  and  $U$ ,

$$W = (1 - \lambda)V + \lambda U, \quad (32)$$

and the parameter  $\lambda \in [0, 1]$  represents the relative importance of the inertial component  $U$  with respect to the dissensus component  $V$ .

## 4 The dynamics of the fuzzy soft consensus model

In [29] the original consensus dynamics described in section 2 was extended to the case in which preferences are expressed by means of triangular fuzzy numbers. In the consensus dynamics, the global cost function  $W = W(\mathbf{r}^i) = W(\varepsilon_L^i, r^i, \varepsilon_R^i)$  is minimized through the gradient descent method. This implies that in every iteration the new preference  $\mathbf{r}'$  is obtained from the previous preference  $\mathbf{r}$  in the following way (we skip the index  $i$  for simplicity)

$$\mathbf{r} \rightarrow \mathbf{r}' = \mathbf{r} - \gamma \nabla W. \quad (33)$$

The consensus dynamics (33) will gradually update the three preference values  $(\varepsilon_L, r, \varepsilon_R)$  according to

$$r \rightarrow r' = r - \gamma \frac{\partial W}{\partial r}, \quad \varepsilon_L \rightarrow \varepsilon_L' = \varepsilon_L - \gamma \frac{\partial W}{\partial \varepsilon_L}, \quad \varepsilon_R \rightarrow \varepsilon_R' = \varepsilon_R - \gamma \frac{\partial W}{\partial \varepsilon_R} \quad (34)$$

We can consider separately the effect of the two components  $V$  and  $U$  of  $W$ , since  $\nabla W$  is a convex combination of  $\nabla V$  and  $\nabla U$ ,

$$\nabla W = (1 - \lambda)\nabla V + \lambda\nabla U. \quad (35)$$

Let us first consider the component  $V$ . Taking again into account the index  $i$ , we have

$$\frac{\partial V}{\partial r^i} = v_i \left( (r^i - \bar{r}^i) + \frac{1}{4} (\varepsilon_R^i - \bar{\varepsilon}_R^i - \varepsilon_L^i + \bar{\varepsilon}_L^i) \right) \quad (36)$$

where

$$v_i = \sum_{j(\neq i)=1}^n v_{ij} / (n - 1); \quad v_{ij} = f'(D(\mathbf{r}^i, \mathbf{r}^j)) \quad (37)$$

$$\bar{r}^i = \frac{\sum_{j(\neq i)=1}^n v_{ij} r^j}{\sum_{j(\neq i)=1}^n v_{ij}}, \quad \bar{\varepsilon}_L^i = \frac{\sum_{j(\neq i)=1}^n v_{ij} \varepsilon_L^j}{\sum_{j(\neq i)=1}^n v_{ij}}, \quad \bar{\varepsilon}_R^i = \frac{\sum_{j(\neq i)=1}^n v_{ij} \varepsilon_R^j}{\sum_{j(\neq i)=1}^n v_{ij}}, \quad (38)$$

Analogously, we compute

$$\frac{\partial V}{\partial \varepsilon_L^i} = v_i \left( \frac{1}{6} (\varepsilon_L^i - \bar{\varepsilon}_L^i) - \frac{1}{4} (r^i - \bar{r}^i) \right), \quad \frac{\partial V}{\partial \varepsilon_R^i} = v_i \left( \frac{1}{6} (\varepsilon_R^i - \bar{\varepsilon}_R^i) + \frac{1}{4} (r^i - \bar{r}^i) \right). \quad (39)$$

Let us now consider the inertial component  $U$ . We obtain

$$\frac{\partial U}{\partial r^i} = u_i \left( (r^i - s^i) + \frac{1}{4} (\varepsilon_R^i - \theta_R^i - \varepsilon_L^i + \theta_L^i) \right) \quad (40)$$

where

$$u_i = f'(D(\mathbf{r}^i, \mathbf{s}^i)), \quad (41)$$

$$\frac{\partial U}{\partial \varepsilon_L^i} = u_i \left( \frac{1}{6} (\varepsilon_L^i - \theta_L^i) - \frac{1}{4} (r^i - s^i) \right) \quad (42)$$

and

$$\frac{\partial U}{\partial \varepsilon_R^i} = u_i \left( \frac{1}{6} (\varepsilon_R^i - \theta_R^i) + \frac{1}{4} (r^i - s^i) \right). \quad (43)$$

At this point we can summarize the effects of the two components obtaining

$$\frac{\partial W}{\partial r^i} = ((1 - \lambda)v_i + \lambda u_i) \Delta r^i - (1 - \lambda)v_i \Delta \bar{r}^i - \lambda u_i \Delta s^i \quad (44)$$

where

$$\Delta r^i = r^i + \frac{1}{4} (\varepsilon_R^i - \varepsilon_L^i), \quad \Delta \bar{r}^i = \bar{r}^i + \frac{1}{4} (\bar{\varepsilon}_R^i - \bar{\varepsilon}_L^i), \quad \Delta s^i = s^i + \frac{1}{4} (\theta_R^i - \theta_L^i). \quad (45)$$

The derivative of  $W$  with respect to the left spread becomes

$$\frac{\partial W}{\partial \varepsilon_L^i} = ((1 - \lambda)v_i + \lambda u_i) \Delta \varepsilon_L^i - (1 - \lambda)v_i \Delta \bar{\varepsilon}_L^i - \lambda u_i \Delta \theta_L^i \quad (46)$$

where

$$\Delta \varepsilon_L^i = \frac{1}{6} \varepsilon_L^i - \frac{1}{4} r^i, \quad \Delta \bar{\varepsilon}_L^i = \frac{1}{6} \bar{\varepsilon}_L^i - \frac{1}{4} \bar{r}^i, \quad \Delta \theta_L^i = \frac{1}{6} \theta_L^i - \frac{1}{4} s^i. \quad (47)$$

The derivative of  $W$  with respect to the right spread becomes

$$\frac{\partial W}{\partial \varepsilon_R^i} = ((1 - \lambda)v_i + \lambda u_i) \Delta \varepsilon_R^i - (1 - \lambda)v_i \Delta \bar{\varepsilon}_R^i - \lambda u_i \Delta \theta_R^i \quad (48)$$

where

$$\Delta \varepsilon_R^i = \frac{1}{6} \varepsilon_R^i + \frac{1}{4} r^i, \quad \Delta \bar{\varepsilon}_R^i = \frac{1}{6} \bar{\varepsilon}_R^i + \frac{1}{4} \bar{r}^i, \quad \Delta \theta_R^i = \frac{1}{6} \theta_R^i + \frac{1}{4} s^i. \quad (49)$$

Let us now present some numerical simulations in order to illustrate the dynamical behaviour of the fuzzy soft consensus model in some interesting cases.

## 5 Computer simulations

In this section we present a number of computer simulations of the fuzzy soft consensus dynamics as applied to a single pair of preferences represented by triangular fuzzy numbers. Our goal is that of illustrating the various interesting dynamical patterns generated by the non linear nature of the pairwise interactions between preferences, given that these pairwise interactions are the fundamental elements of the soft consensus model.

The first four figures associated with each computer simulation (except the first) depict four successive configurations of the preference pair of triangular fuzzy numbers, corresponding to the following moments in time: the initial configuration  $t = 0$ , two intermediate configurations  $t = 25$  and  $t = 100$ , and the final (quasi-asymptotic) configuration  $t = 1000$ . The two dots appearing in each of the four figures indicate the positions of the centers as they vary in time according to the original crisp version of the soft consensus model. The other three figures associated with each computer simulation show the time plot of the preference centers plus that of the left and right spreads.

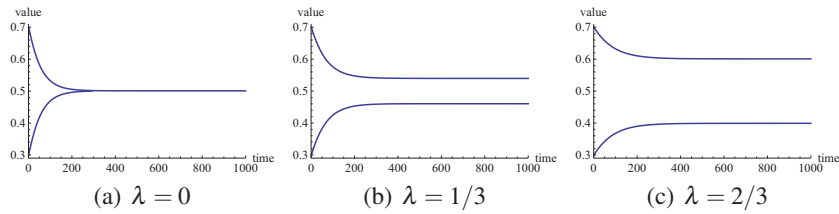
In general we observe in the computer simulations two distinct dynamical phases, clearly illustrated by the graphical plots of the preference changes over time: a short phase with fast dynamics followed by a much longer phase with slow dynamics. Interestingly, the preference changes over time in each of these two phases are not always monotonic. Moreover, the computer simulations show that the dynamics of the fuzzy soft consensus model is generally faster than that of the original crisp model. The final (quasi-asymptotic) values of the preference centers in the fuzzy model show moderate but significant differences with respect to the corresponding final preference values in the original crisp model.

The distance  $D(\mathbf{x}, \mathbf{y})$  between two fuzzy numbers  $\mathbf{x}$  and  $\mathbf{y}$  defined in (22) and involved in the construction of the cost functions  $V, U, W$  plays a key role in the fuzzy extension of the soft consensus model. In particular, the two distinct phases (fast and slow) observed in the consensus dynamics of the model can be understood in terms of the different magnitudes of the coefficients associated with the various terms in the decomposition formula (23). The fact that the coefficient associated with the distance between centers is three times larger than the coefficient associated with the distance between spreads (left and right together) produces initially a fast consensus dynamics of the centers, followed by a much slower adjustment dynamics of the

spreads. Roughly speaking, the fast phase leads to an overlapping of the two fuzzy triangular numbers, whose shape is then adjusted by the slow dynamical phase.

In all computer simulations (except partially the first) the parameter choices are as follows:  $\alpha = 0.3$ ,  $\beta = 10$ ,  $\lambda = 1/3$ , and  $\gamma = 0.01$ .

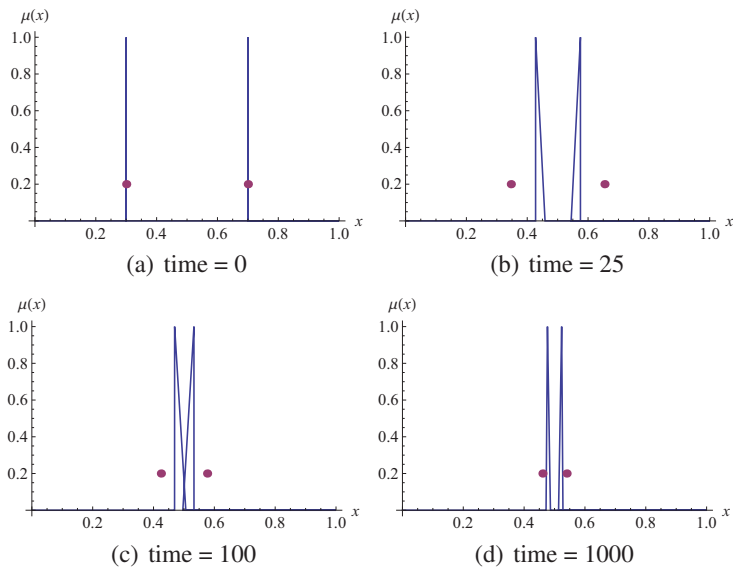
- These figures illustrate the dynamics of the original crisp soft consensus model as applied to two crisp initial preferences 0.3 and 0.7, for three different choices of the parameter  $\lambda$ . This parameter controls the relative strength of the mechanism of opinion changing aversion with respect to the consensual aggregation mechanism. In the case  $\lambda = 0$  the dynamics is purely consensual and thus, over time, the two preferences converge exactly to a common final value.



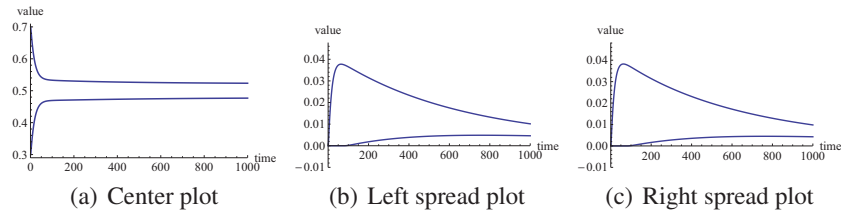
**Fig. 1** Crisp dynamics acting on two crisp preferences, for different values of  $\lambda$



- These figures illustrate the dynamics of the fuzzy soft consensus model as applied to the same two crisp initial preferences 0.3 and 0.7 as before. Notice the two dynamical phases, initially fast and then slow, and the suggestive non monotonic behaviour of the internal spreads. Initially, in the fast phase, the centers approach rapidly and the internal spreads increase significantly whereas the external spreads remain essentially null, a sort of cooperative opening to the opposing preference. Then, in the slow phase, the centers keep on approaching very slowly while the internal spreads gradually decrease and the external spreads increase slightly, converging towards a nearly common final value. In the final configuration the spreads are once again very small (they were initially null) even though they reach much larger values during the transient "negotiation" process. This a suggestive reality effect of the non linear dynamics of the fuzzy soft consensus model.

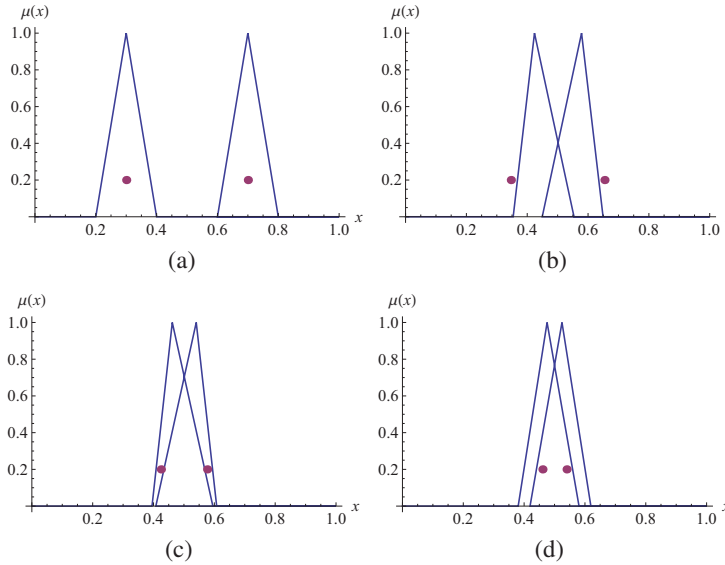


**Fig. 2** Fuzzy dynamics acting on two crisp preferences

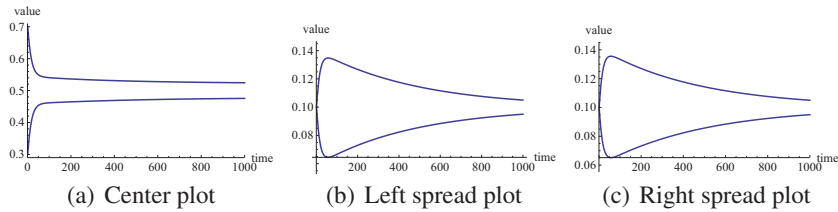


**Fig. 3** Corresponding time plots of centers and spreads

- These figures illustrate the dynamics of the fuzzy soft consensus model as applied to two fuzzy initial preferences (isosceles triangles) centered at the usual values 0.3 and 0.7. Once again, notice the two dynamical phases, initially fast and then slow, and the suggestive non monotonic behaviour of the internal and external spreads. Initially, in the fast phase, the centers approach rapidly while the internal (resp. external) spreads increase (resp. decrease) significantly, again a sort of cooperative opening to the opposing preference. Then, in the slow phase, the centers keep on approaching very slowly while the internal (resp. external) spreads gradually decrease (resp. increase), converging towards a nearly common final value.

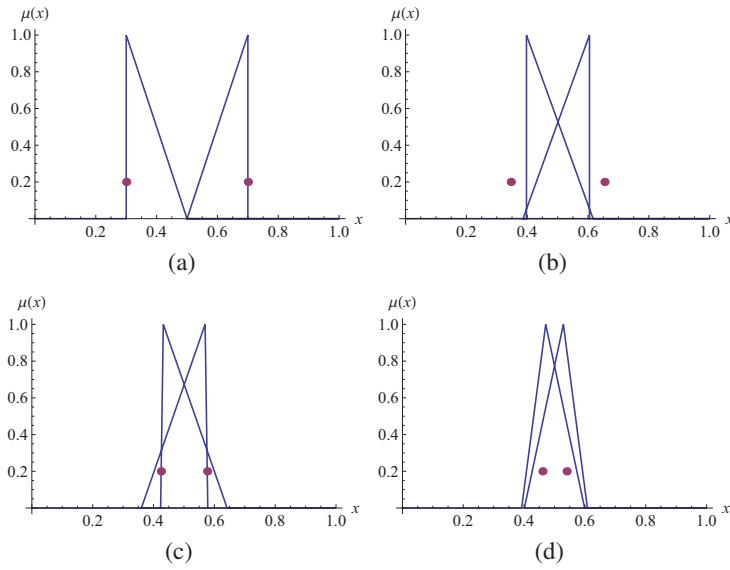


**Fig. 4** Fuzzy dynamics acting on two isosceles triangles

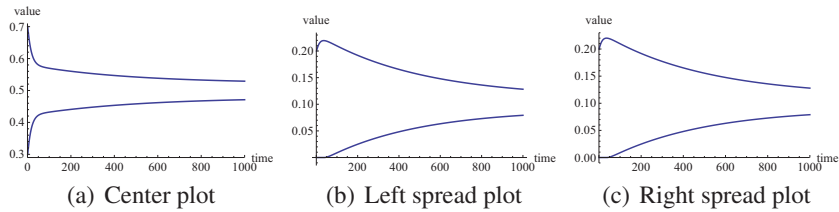


**Fig. 5** Corresponding time plots of centers and spreads

- These figures illustrate the dynamics of the fuzzy soft consensus model as applied to two fuzzy initial preferences (right triangles facing each other) centered at the usual values 0.3 and 0.7. Once again, notice the two dynamical phases, initially fast and then slow, and the suggestive non monotonic behaviour of the internal spreads. Initially, in the fast phase, the centers approach rapidly and the internal spreads increase slightly whereas the external spreads remain essentially null, again a sort of cooperative opening to the opposing preference. Then, in the slow phase, the centers keep on approaching very slowly while the internal (resp. external) spreads gradually decrease (resp. increase), converging towards a nearly common final value.

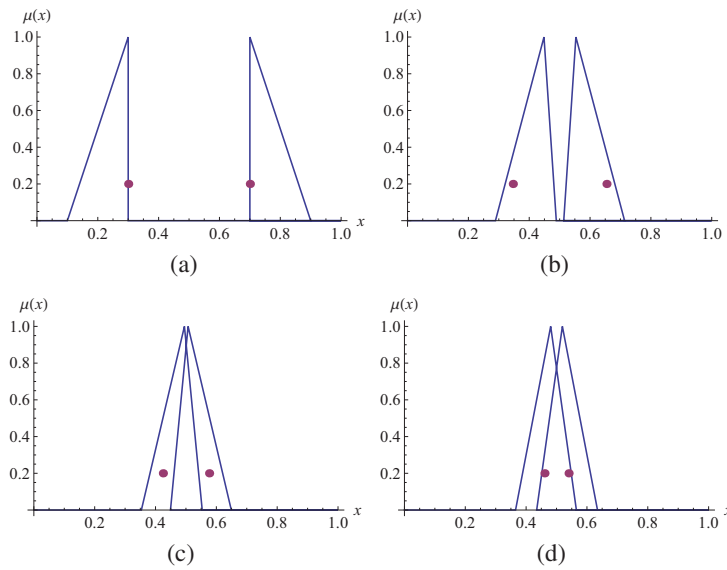


**Fig. 6** Fuzzy dynamics acting on two right triangles facing each other

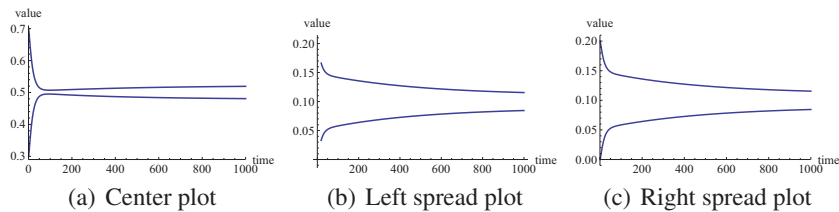


**Fig. 7** Corresponding time plots of centers and spreads

- These figures illustrate the dynamics of the fuzzy soft consensus model as applied to two fuzzy initial preferences (right triangles facing opposite to each other) centered at the usual values 0.3 and 0.7. Once again, notice the two dynamical phases, initially fast and then slow, and the suggestive non monotonic behaviour of the centers. Initially, in the fast phase, the centers approach rapidly (almost crossing) and the internal (resp. external) spreads increase (resp. decrease), again a sort of cooperative opening to the opposing preference. Then, in the slow phase, the centers adjust by moving away very slowly while the internal (resp. external) spreads keep on gradually increasing (resp. decreasing), converging towards a nearly common final value.

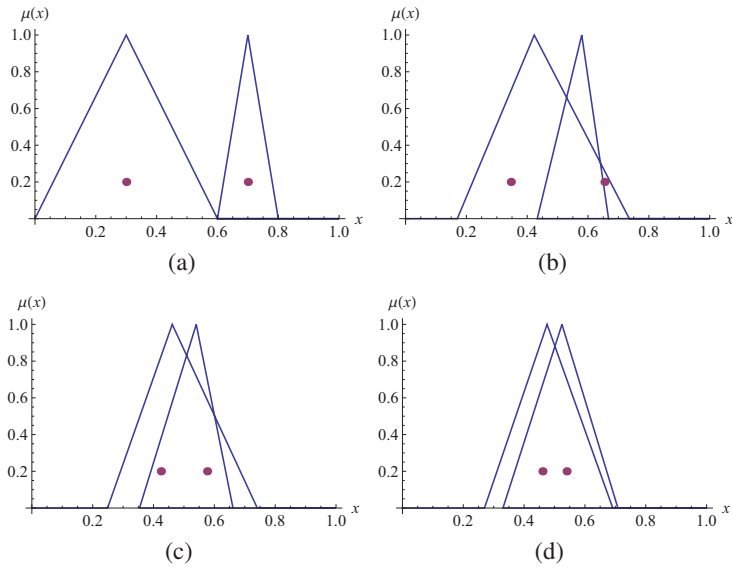


**Fig. 8** Fuzzy dynamics acting on two right triangles facing opposite to each other

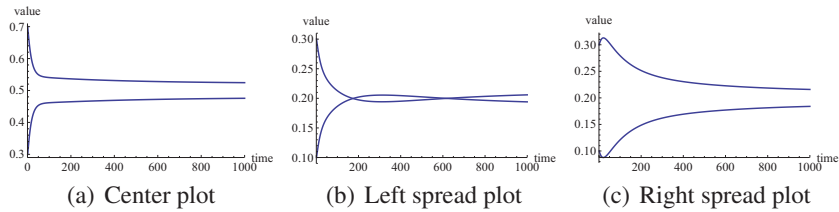


**Fig. 9** Corresponding time plots of centers and spreads

- These figures illustrate the dynamics of the fuzzy soft consensus model as applied to two fuzzy initial preferences (different isosceles triangles) centered at the usual values 0.3 and 0.7. Once again, notice the two dynamical phases, initially fast and then slow, and the suggestive non monotonic behaviour of the internal and external spreads. Initially, in the fast phase, the centers approach rapidly and the internal (resp. external) spreads increase (resp. decrease) slightly on the right and significantly on the left. Then, in the slow phase, the centers keep on approaching very slowly while the internal (resp. external) spreads gradually decrease (resp. increase). In this case the dynamical pattern is more complex for the left spreads, with two crossings during the slow phase.

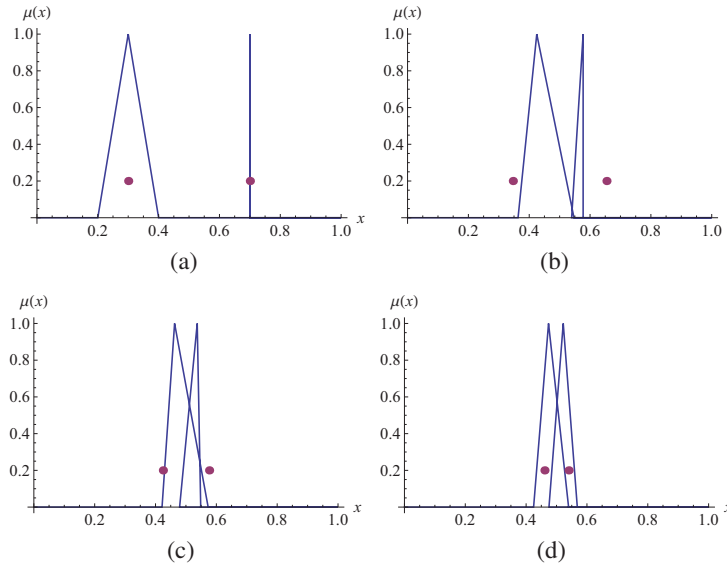


**Fig. 10** Fuzzy dynamics acting on two different isosceles triangles

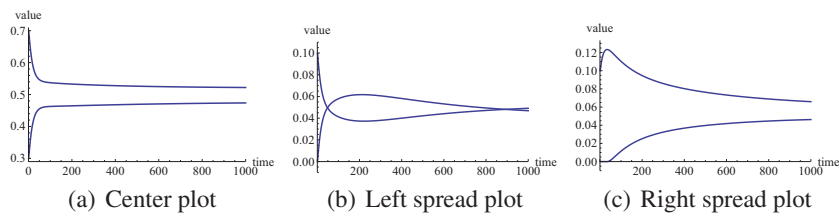


**Fig. 11** Corresponding time plots of centers and spreads

- These figures illustrate the dynamics of the fuzzy soft consensus model as applied to one crisp and one fuzzy initial preferences (isosceles triangle the latter) centered at the usual values 0.3 and 0.7. Once again, notice the two dynamical phases, initially fast and then slow, and the suggestive non monotonic behaviour of the internal and external spreads. Initially, in the fast phase, the centers approach rapidly and the internal (resp. external) spreads increase (resp. stay null or decrease) slightly on the right and significantly on the left. Then, in the slow phase, the centers keep on approaching very slowly while the internal (resp. external) spreads gradually decrease (resp. increase). In this case the dynamical pattern is more complex for the left spreads, with one crossing between the two phases and another one during the slow phase.

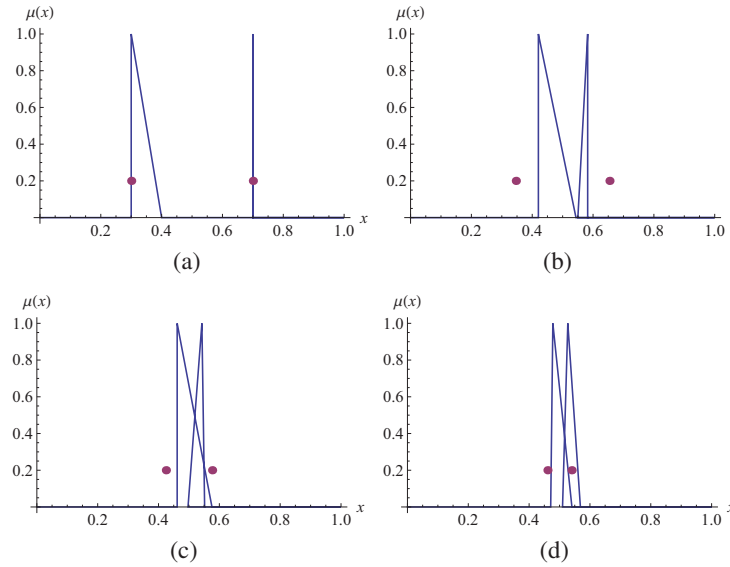


**Fig. 12** Fuzzy dynamics acting on one crisp preference and one isosceles triangle

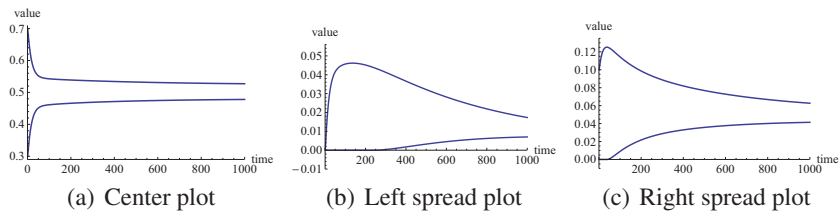


**Fig. 13** Corresponding time plots of centers and spreads

- These figures illustrate the dynamics of the fuzzy soft consensus model as applied to one crisp and one fuzzy initial preferences (right triangle facing inward the latter) centered at the usual values 0.3 and 0.7. Once again, notice the two dynamical phases, initially fast and then slow, and the suggestive non monotonic behaviour of the internal and external spreads. Initially, in the fast phase, the centers approach rapidly and the internal (resp. external) spreads increase (resp. stay null) slightly on the right and significantly on the left. Then, in the slow phase, the centers keep on approaching very slowly while the internal (resp. external) spreads gradually decrease (resp. increase).

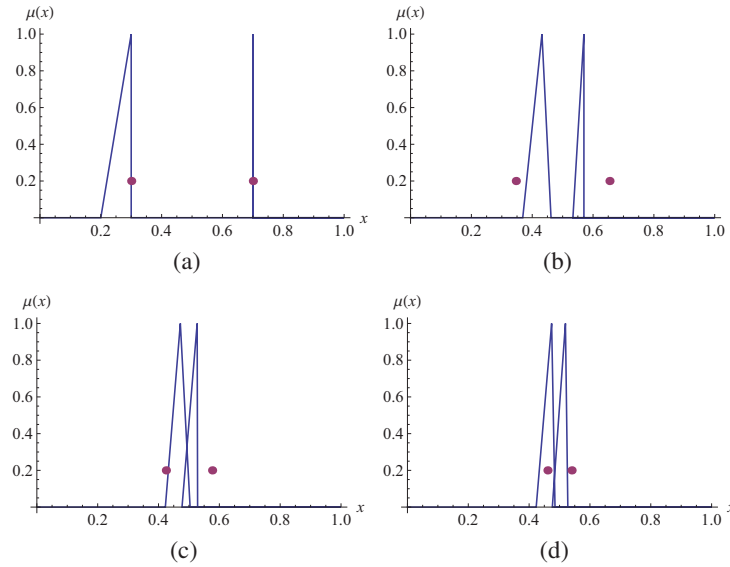


**Fig. 14** Fuzzy dynamics acting on one crisp preference and one right triangle facing inward

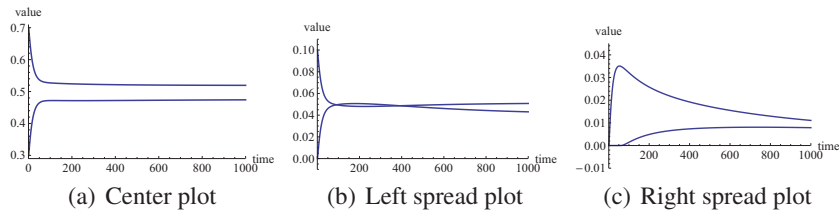


**Fig. 15** Corresponding time plots of centers and spreads

- These figures illustrate the dynamics of the fuzzy soft consensus model as applied to one crisp and one fuzzy initial preferences (right triangle facing outward the latter) centered at the usual values 0.3 and 0.7. Once again, notice the two dynamical phases, initially fast and then slow, and the suggestive non monotonic behaviour of the internal and external spreads. Initially, in the fast phase, the centers approach rapidly and the internal (resp. external) spreads increase (resp. stay null or decrease) significantly on both sides. Then, in the slow phase, the centers keep on approaching very slowly while the internal (resp. external) spreads gradually decrease (resp. increase). In this case the dynamical pattern is more complex for the left spreads, with one crossing between the two phases and another one during the slow phase.



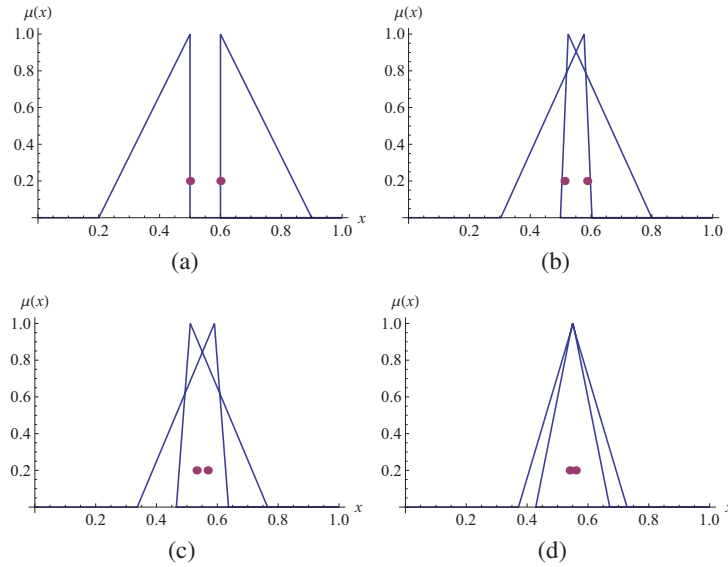
**Fig. 16** Fuzzy dynamics acting on one crisp preference and one right triangle facing outward



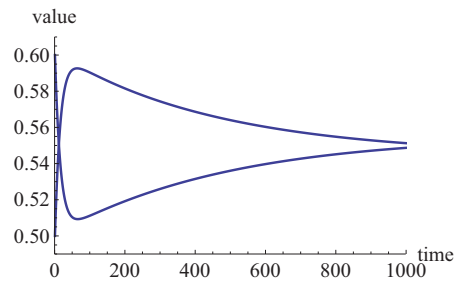
**Fig. 17** Corresponding time plots of centers and spreads



- These figures illustrate the dynamics of the fuzzy soft consensus model as applied to the special case of two fuzzy initial preferences (right triangles facing opposite to each other) centered at 0.5 and 0.6. Once again, notice the two dynamical phases, initially fast and then slow, and the suggestive non monotonic behaviour of the centers. Initially, in the fast phase, the centers move rapidly towards each other, crossing and then moving away from each other. Then, in the slow phase, the centers adjust by slowly re-approaching, converging towards a nearly common final value. This is another interesting effect of the non linear dynamics of the fuzzy soft consensus model, due to the combined effect of the two mechanisms of consensus reaching and opinion changing aversion as they act on centers and spreads of the fuzzy triangular preferences.



**Fig. 18** Fuzzy dynamics acting on two right triangles facing opposite to each other



**Fig. 19** Corresponding time plot of the centers

## 6 Concluding remarks

We have illustrated by means of numerical simulations the dynamical behaviour of the fuzzy soft consensus model, in which the individual preferences are represented by triangular fuzzy numbers. A selection of these simulations is presented in section 5. The computer simulations provide clear evidence that the fuzzy soft consensus model exhibits interesting non standard opinion changing behaviour in relation to the original crisp version of the model. Future research should explore the particular features of the fuzzy soft consensus model and demonstrate the potential of the methodology as an effective support for the modelling of consensus reaching in multicriteria and multiagent decision making.

## References

1. S. Abbasbandy, B. Asady, Note on ‘A new approach for defuzzification’, *Fuzzy Sets and Systems*, **128** (2002) 131–132.
2. N.H. Anderson, *Foundations of Information Integration Theory*. Academic Press, New York (1981)
3. N.H. Anderson, *Contributions to Information Integration Theory*. Lawrence Erlbaum, Hillsdale, NJ. (1991)
4. N.H. Anderson, C.C. Graesser, An information integration analysis of attitude change in group discussion. *Journal of Personality and Social Psychology*, **34**, 210–222.
5. D. Ben-Arieh, Z. Chen, Linguistic labels aggregation and consensus measure for autocratic decision making using group recommendations, *IEEE Transactions on Systems, Man, and Cybernetics (A)*, **36** (2006) 558–568.
6. D. Ben-Arieh, T. Easton, B. Evans, Minimum cost consensus with quadratic cost function, *IEEE Transactions on Systems, Man and Cybernetics (A)*, **39** (2008), 210–217.
7. R.L. Berger, A necessary and sufficient condition for reaching a consensus using DeGroot’s method, *Journal of the American Statistical Association*, **76** (1981), 415–418.
8. J. C. Bezdek, B. Spillman, R. Spillman, Fuzzy measures of preferences and consensus in group decision making. In: K. S. Fu (ed.) *Proc. IEEE Conference on Decision and Control* (1977) 1303–1309.
9. J. C. Bezdek, B. Spillman, R. Spillman, A fuzzy relation space for group decision theory, *Fuzzy Sets and Systems*, **1** (1978) 255–268.
10. J. C. Bezdek, B. Spillman, R. Spillman, Fuzzy relation spaces for group decision theory, *Fuzzy Sets and Systems*, **2** (1978) 5–14.
11. F. J. Cabrerizo, S. Alonso, E. Herrera-Viedma, A consensus model for group decision making problems with unbalanced fuzzy linguistic information, *International Journal of Information Technology and Decision Making*, **8** (2009), 109–131.
12. C. Carlsson, D. Ehrenberg, P. Eklund, M. Fedrizzi, P. Gustafsson, P. Lindholm, G. Merkuryeva, T. Riissanen, A. Ventre, Consensus in distributed soft environments, *European Journal of Operational Research*, **61** (1992) 165–185.
13. S. Chatterjee, E. Seneta, Towards consensus: some convergence theorems on repeated averaging, *Journal of Applied Probability*, **14** (1977) 89–97.
14. J.H. Davis, Group decision and social interaction: a theory of social decision schemes, *Psychological Review*, **80** (1973) 97–125.
15. J.H. Davis, Group decision making and quantitative judgments: a consensus model, In: Witte, E.H., Davios, J.H. (Eds.), *Understanding Group Behavior: Consensual Action by Small Groups*. Lawrence Erlbaum, Mahwah, NJ (1996).

16. M. H. DeGroot, Reaching a consensus, *Journal of the American Statistical Association*, **69** (1974) 118–121.
17. D. Dubois, H. Prade, *Fuzzy Sets and Systems*. Academic Press, San Diego CA, 1980.
18. M. Fedrizzi, J. Kacprzyk, S. Zadrożny, An interactive multi-user decision support system for consensus reaching processes using fuzzy logic with linguistic quantifiers, *Decision Support Systems*, **4** (1988) 313–327.
19. M. Fedrizzi, J. Kacprzyk, H. Nurmi, Consensus degrees under fuzzy majorities and fuzzy preferences using OWA (ordered weighted averaging) operators, *Control and Cybernetics*, **22** (1993) 77–86.
20. M. Fedrizzi, M. Fedrizzi, R. A. Marques Pereira, Consensual dynamics: an unsupervised learning model in group decision making, in Proc. *3rd Intl. Conference on Fuzzy Logic, Neural Nets and Soft Computing IIZUKA'94*, (Iizuka, Japan, August 1994), published by Fuzzy Logic Systems Institute FLSI, Iizuka, Japan (1994) 99–100.
21. M. Fedrizzi, M. Fedrizzi, R. A. Marques Pereira, Consensual dynamics in group decision making, in Proc. *6th Intl. Fuzzy Systems Association World Congress IFSA'95* (S. Paulo, Brazil, July 1995), published by International Fuzzy Systems Association IFSA (and INPE-Brazil), S. Paulo, Brazil (1995) volume II: 145–148.
22. M. Fedrizzi, M. Fedrizzi, R. A. Marques Pereira, A. Zorat, A dynamical model for reaching consensus in group decision making, Proc. *1995 ACM symposium on Applied computing*, Nashville, Tennessee, USA (1995) 493 - 496.
23. M. Fedrizzi, M. Fedrizzi, R. A. Marques Pereira, Consensus, dynamics, and group decision making, in Proc. *20th Convegno dell' Associazione per la Matematica Applicata alle Scienze Economiche e Sociali AMASES'96* (Urbino, Italy, September 1996). published by University of Urbino, Urbino Italy (1996) 243-254.
24. M. Fedrizzi, M. Fedrizzi, R. A. Marques Pereira, C. Ribaga, Consensual dynamics with local externalities, Proc. *1st International Workshop on Preferences and Decisions TRENTO'97*, pp. 62-69, Trento 5-7 June, 1997.
25. M. Fedrizzi, M. Fedrizzi, R. A. Marques Pereira, An inertial equity principle in the dynamics of group decision making, Proc. *VII International Fuzzy Systems Association World Congress IFSA'97*, pp. 95-98, Prague, 25-29 June 1997.
26. M. Fedrizzi, R. A. Marques Pereira, F. Molinari, Optimal alternatives in consensus reaching processes, in Proc. *7th Intl. Conference on Information Processing and Management of Uncertainty IPMU'98* (Paris, France, July 1998), published by Editions EDK, Paris, France, vol. I (1998) 158-163.
27. M. Fedrizzi, M. Fedrizzi, R. A. Marques Pereira, Soft consensus and network dynamics in group decision making. *Intl. Journal of Intelligent Systems*, **14** (1999) 63–77.
28. M. Fedrizzi, M. Fedrizzi, R. A. Marques Pereira, On the issue of consistency in dynamical consensual aggregation, in B. Bouchon-Meunier, J. Gutierrez-Rios, L. Magdalena and R.R. Yager (eds), *Technologies for Constructing Intelligent Systems*, Vol 1, pp. 129-137, Physica-Verlag (Springer), 2002.
29. M. Fedrizzi, M. Fedrizzi, R. A. Marques Pereira, Consensus modelling in group decision making: a dynamical approach based on fuzzy preferences *New Mathematics and Natural Computation*, **3** (2007) 219–237.
30. M. Fedrizzi, M. Fedrizzi, R. A. Marques Pereira, M. Brunelli, Consensual dynamics in group decision making with triangular fuzzy numbers. In: *Proc. 41st Annual International Conference on System Sciences HICSS 2008* (Waikoloa, Big Island, Hawaii USA, 7-10th January 2008), Los Alamitos, CA: IEEE Computer Society, pp. 70-78, 2008.
31. J.R.P. French, A formal theory of social power. *The Psychological Review*, **63** (1956), 181-194.
32. S. French, Consensus of opinion, *European Journal of Operational Research*, **7** (1981) 332-340.
33. N.E. Friedkin, Social networks in structural equation models, *Social Psychology Quarterly*, **53** (1990) 316-328.
34. N.E. Friedkin, Theoretical foundations for centrality measures, *American Journal of Sociology*, **96** (1991) 1478-1504.

35. N.E. Friedkin, Structural bases of interpersonal influence in groups: a longitudinal case study, *American Sociological Review*, **58** (1993) 861-872.
36. N.E. Friedkin, *A Structural Theory of Social Influence*, Cambridge University Press, Cambridge (1998)
37. N.E. Friedkin, Choice shift and group polarization, *American Sociological Review*, **64** (1999) 856-875.
38. N.E. Friedkin, E.C. Johnsen, Social influence and opinions, *Journal of Mathematical Sociology*, **15**(1990) 193-206.
39. N.E. Friedkin, E.C. Johnsen, Social positions in influence networks, *Social Networks*, **19** (1997) 209-222.
40. N.E. Friedkin, E.C. Johnsen, Social influence networks and opinion change, *Advances in Group Processes*, **16** (1999) 1-29.
41. N.E. Friedkin, Norm formation in social influence networks, *Social Networks* **23** (2001) 167-189.
42. C.C. Graesser, A social averaging theorem for group decision making, In: Anderson, N.H., Hillsdale, N.J. (eds.), *Contributions to Information Integration Theory*, Vol. 2. Lawrence Erlbaum, Mahwah, NJ, pp. 1-40.
43. P. Grzegorzewski, Metrics and orders in space of fuzzy numbers, *Fuzzy Sets and Systems*, **97** (1998) 83-94.
44. F. Harary, A criterion for unanimity in French's theory of social power, in Cartwright, D. (ed.), *Studies in Social Power*, Institute for Social Research, Ann Arbor, MI, pp. 168-182.
45. F. Herrera, E. Herrera-Viedma, J. L. Verdegay, A model of consensus in group decision making under linguistic assessments, *Fuzzy Sets and Systems*, **78** (1996) 73-87.
46. E. Herrera-Viedma, L. Martinez, F. Mata, F. Chiclana, A consensus support system model for group decision making problems with multigranular linguistic preference relations, *IEEE Transactions on Fuzzy Systems*, **13** (2005) 644-658.
47. J. Kacprzyk, M. Fedrizzi, 'Soft' consensus measures for monitoring real consensus reaching processes under fuzzy preferences, *Control and Cybernetics*, **15** (1986) 309-323.
48. J. Kacprzyk, M. Fedrizzi, A 'soft' measure of consensus in the setting of partial (fuzzy) preferences, *European Journal of Operational Research*, **34** (1988) 316-325.
49. J. Kacprzyk, M. Fedrizzi, A human-consistent degree of consensus based on fuzzy logic with linguistic quantifiers, *Mathematical Social Sciences*, **18** (1989) 275-290.
50. J. Kacprzyk, M. Fedrizzi, H. Nurmi, Group decision making and consensus under fuzzy preferences and fuzzy majority, *Fuzzy Sets and Systems*, **49** (1992) 21-31.
51. J. Kacprzyk, H. Nurmi, M. Fedrizzi (eds.), *Consensus under Fuzziness*. International Series in Intelligent Technologies, Kluwer Academic Publishers, Dordrecht, The Netherlands (1997).
52. A. Kaufman, M.M. Gupta, *Introduction to fuzzy arithmetic*, Van Nostrand Reinhold, New York NY (1991).
53. F. P. Kelly, How a group reaches agreement: a stochastic model, *Mathematical Social Sciences*, **2** (1981) 1-8.
54. H.-S. Lee, Optimal consensus of fuzzy opinion under group decision making environment, *Fuzzy Sets and Systems*, **132** (2002), 303-315.
55. K. Lehrer, K. Wagner, *Rational Consensus in Science and Society*. Reidel, Dordrecht, The Netherlands (1981).
56. B. Loewer (guest ed.), Special Issue on Consensus, *Synthese*, **62** (number 1) (1985).
57. M. Ma, A. Kandel, M. Friedman, A new approach for defuzzification, *Fuzzy Sets and Systems*, **111** (2000) 351-356.
58. M. Ma, A. Kandel, M. Friedman, Correction to "A new approach for defuzzification", *Fuzzy Sets and Systems*, **128** (2002) 133-134.
59. P. V. Mardsen, N. E. Friedkin, Network studies of social influence, *Sociological Methods Research*, **22** (1993) 127-151.
60. P. V. Mardsen, N. E. Friedkin, Network studies of social influence. In: Wasserman, S., Galaskiewicz, J. (eds.), *Advances in Social Network Analysis*, **22**. Sage, Thousand Oaks, CA, (1994) 3-25.

61. R. A. Marques Pereira, S. Bortot, Consensual dynamics, stochastic matrices, Choquet measures, and Shapley aggregation. In Proc. Linz Seminar 2001 on *Valued Relations and Capacities in Decision Theory LINZ 2001*, (Linz, Austria, February 2001), published by University of Linz (2001).
62. F. Mata, L. Martinez, E. Herrera-Viedma, An adaptive consensus support model for group decision-making problems in a multigranular fuzzy linguistic context, *IEEE Transactions on Fuzzy Systems*, **17** (2009) 279-290.
63. R. K. Ragade, Fuzzy sets in communication systems and in consensus formation systems, *Journal of Cybernetics*, **6** (1976) 21-38.
64. A. Sen. *Choice, Welfare, and Measurement*. Basil Blackwell, Oxford, England (1982).
65. L. S. Shapley, A value for  $n$ -person games, In *Contributions to the Theory of Games (II)*, H. W. Kuhn and A. W. Tucker (eds.), Annals of Mathematical Studies, **28**, Princeton University Press (1953) 307-317.
66. B. Spillman, J. C. Bezdek, R. Spillman, Coalition analysis with fuzzy sets, *Kybernetes*, **8** (1979) 203-211.
67. B. Spillman, R. Spillman, J. C. Bezdek, Development of an instrument for the dynamic measurement of consensus, *Communication Monographs*, **46** (1979) 1-12.
68. B. Spillman, R. Spillman, J. C. Bezdek, A fuzzy analysis of consensus in small groups, in P. P. Wang and S. K. Chang (eds.) *Fuzzy Sets Theory and Applications to Policy, Analysis, and Information Systems*, Plenum Press, New York NY (1980) 291-308.
69. E. Szmidt, J. Kacprzyk, A consensus-reaching process under intuitionistic fuzzy preferences relations, *International Journal of Intelligent Systems*, **18** (2003) 837-852.
70. E. Szmidt, J. Kacprzyk, A similarity measure for intuitionistic fuzzy sets and its application in supporting medical diagnostics reasoning, *Lecture Notes in Artificial Intelligence*, **3070** (2004), 388-393
71. L. Tran, L. Duckstein. Comparison of fuzzy numbers using a fuzzy distance measure, *Fuzzy Sets and Systems*, **130** (2002) 331-341.
72. W. Voxman, Some remarks on distances between fuzzy numbers, *Fuzzy Sets and Systems*, **100** (1997) 353-365.
73. C. Wagner, Consensus through respect: a model of rational group decision-making, *Philosophical Studies*, **34**, 335-349.
74. C. Wagner, Allocation, Lehrer models, and the consensus of probabilities, *Theory and Decision*, **14**, 207-220.
75. X. Wang, E.E. Kerre, Reasonable properties for the ordering of fuzzy quantities (I), *Fuzzy Sets and Systems*, **118** (2001) 375-385.
76. X. Wang, E.E. Kerre, Reasonable properties for the ordering of fuzzy quantities (II), *Fuzzy Sets and Systems*, **118** (2001) 387-405.
77. Z. Xu, Group decision making based on multiple types of linguistic preference relations, *Information Sciences*, **178** (2008) 452-467.
78. Z. Xu, R. Yager, Intuitionistic and interval-valued intuitionistic fuzzy preference relations and their measures of similarity for the evaluation of agreement within a group, *Fuzzy Optimization and Decision Making*, **8** (2009) 123-139.
79. L. A. Zadeh, The Concept of a Linguistic Variable and its Application to Approximate Reasoning I-II-III, *Information Sciences*, **8** (1975) 199-249, 301-357, **9** (1975) 43-80.
80. H. J. Zimmermann, *Fuzzy Set Theory*, 2nd edition. Kluwer Academic Publishers, Dordrecht, The Netherlands (1991).





